

SOLUTION

VT SERIES

VT5063MW (2150M) • VT5063SW (2150APC)



The Vision of Precision

Also Available In ▶
MARVEL CLASSIC



THE WORLDS MOST POPULAR AUTOMATIC VERTICAL TILT-FRAME

VT SERIES **VT5063**

OFFERED IN:

VT5063MW (2150M) - 1.50" WIDE BLADE - SEMI-AUTOMATIC

VT5063SW (2150APC) - 1.50" WIDE BLADE - AUTOMATIC

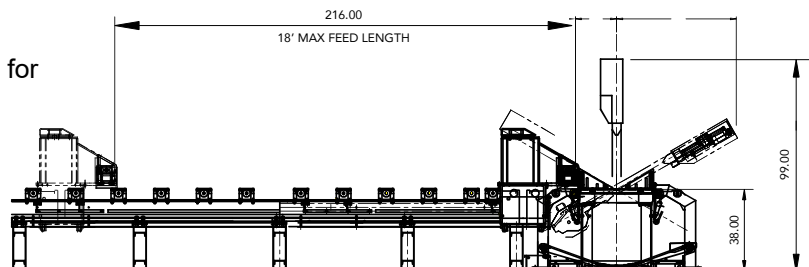
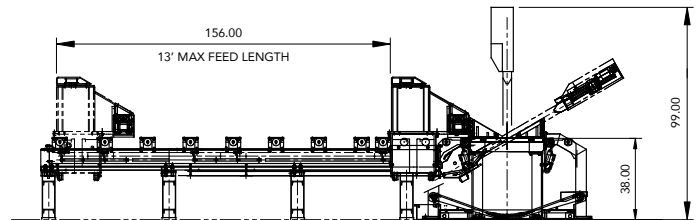
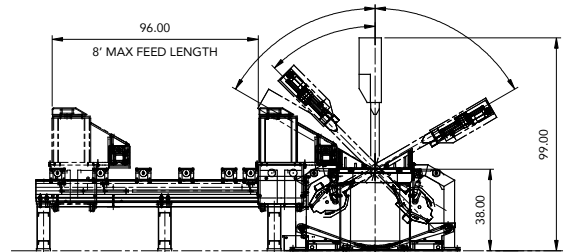


OPTIONAL LONG STROKE SHUTTLE

- Machine Tool Servo Technology is standard for the Series 2000 Marvel Vertical Bandsaw. Faster indexing and improved positioning controls provide for shuttle travel of 60 FPM with improved accuracy while greatly reducing cycle times.

- The heavy duty shuttle conveyor also features a servo motor, a low backlash gearbox, a precision gear rack, and a direct drive encoder. This state of the art index system also includes reduced remnant lengths through the use of offset vise jaws. To accommodate for crooked stock the rear jaws have also been made bi-directional.

- Optional extended feed systems are available for 8, 13, and 18 foot lengths.



*Pictures may include some optional equipment.

*Some safety equipment may have been removed or opened to illustrate products clearly and must be in place, and functioning, prior to operation.

STANDARD FEATURES

- **SPEED RANGE:** Infinitely Variable 30 to 500 FPM (9 to 152 m/min), 10 HP standard. Blade speed can be automatically set when material is selected.
- **TILTING COLUMN:** For miter cutting up to 60° left and right of vertical. Now with Electronic Tilt, the column is electrically powered with encoder feedback and PC3 touch screen controller for precision miter positioning.
- **0° OR 3° CANTED COLUMN:** Standard 3° forward approach angle, for increased efficiency in cutting of structural materials.
- **BLADE GUIDE:** Patent pending Rotating Easy Load Combination Carbide and Ball Bearing Roller guides with self-tensioning design.
- **UPPER BLADE GUIDE ARM:** Hydraulically positioned and locking, controlled by selector switch at operator's station.
- **FLUSHING HOSE:** Washes chips from hard to get at places reducing clean-up time.
- **WORK-REST ROLLERS:** Two turned ball bearing rollers, one on the entry side and one on the discharge side of the machine bed.
- **VICES:** Hydraulic, full stroking with 9-1/2" high x 15" wide 60° faceplates. Removable face plates without tools to allow for both miters and 90° at the blade.
- **PC3 PROGRAMMABLE CONTROL®:** Provides a Programmable Logic Control Unit with a 12" color, touch screen display. The control features graphical part programming with memory for up to 500 jobs and parts, as well as a material selection chart and customizable material library.
- **AUTOMATIC BAR FEED:** The patented automatic bar feed design features a 48" stroke length with indexing speeds of up to 60fpm. The bar feed is servo driven with encoder feedback, and combines precision double ball screws with preloaded recirculating linear guides, resulting in positioning accuracy of +/- .005" per index. Optional long stroke shuttles.
- **EAGLE BEAK VTR BLADE:** 18' 2" long x 1.5" wide blade with 3/6 tooth pitch. Standard blade that is included with machine purchase.

MOST POPULAR OPTIONAL FEATURES

- **F3: OUTBOARD VISE**
- **SGA1: SMART GUIDE ARM**
- **F4: SECOND MACHINE VISE**
- **M9A: VARIABLE VISE PRESSURE**
- **PC3SBN: BULLET NOSE CUTTING**
- **M4A: OPPOSITE HAND WORK ENTRY**
- **AUTOMATIC EXTENDED FEED SYSTEMS**
- **CUSTOM MATERIAL HANDLING EQUIPMENT**
- **M8M/M8: CHIP CONVEYOR - MANUAL or POWERED**
- **F8/F8A: HYDRAULIC HOLD DOWNS - MACHINE/SHUTTLE**

*Pictures may include some optional equipment.

*Some safety equipment may have been removed or opened to illustrate products clearly and must be in place, and functioning, prior to operation.



TILTING COLUMN



VICES



F8A: HYDRAULIC HOLD DOWNS



PC3SBN: BULLET NOSE CUTTING



M9A: VARIABLE VISE PRESSURE



UNIST COOLUBE

PRODUCT SPECIFICATIONS & DIMENSIONS

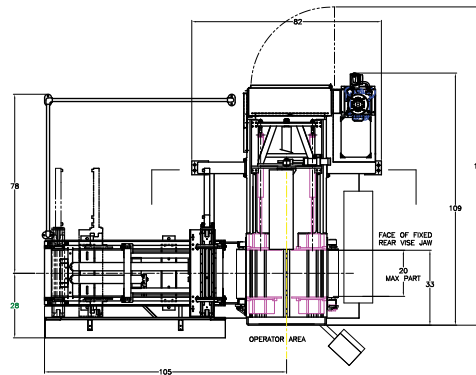
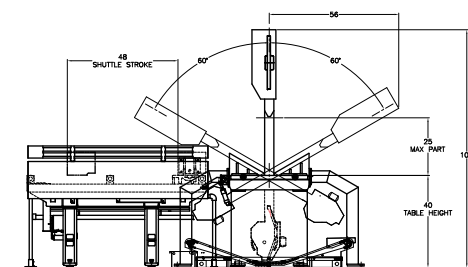
Marvel Series VT5063

Capacity	Rectangular Capacity	Round Capacity
Nominal	20" x 25" (508 mm x 635 mm)	20" (508 mm)
Blade at 45°	20" x 17" (508 mm x 432 mm)	17" (432 mm)
Blade at 60°	20" x 11.25" (508 mm x 285 mm)	11.25" (285 mm)

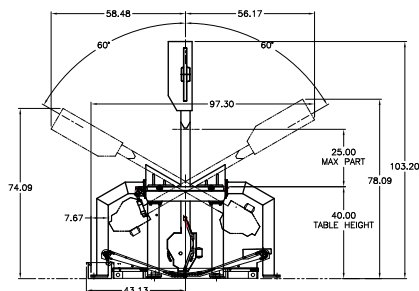
Speed Range	30 - 650 FPM (9 - 200m/min) - Infinitely Variable
Feed Force	0 - 350lbs (1560 N)
Blade Size	18' 2" x 1.5" x .05 (5537mm x 41mm x 1.27mm)
Blade Guides	Combination Roller Bearing/Carbide
Blade Tension	45,000 psi. max.
Main Drive	10 H.P., 1800 RPM
Coolant Pump	1/8 H.P. (.1 kW)
Hydraulic Pump	5 H.P. (3.7 kW)
Hydraulic Oil	10 gallons (38 liters)
Cutting Fluid	2 gallons (8 liters)
Talbe Height	40"



VT5063SW (2150APC)



VT5063MW (2150M)



Before using this product, please read the operator's manual carefully and follow all applicable instructions.

• When using our products, safety equipment is required depending on the operational task.

- * Specifications, appearance and equipment are subject to change without notice by reason of improvement.
- * Please use the machine model name as VT5063SW, or VT5063MW, when applying for administration applications.
- * For any inquires, please contact local Amada Machinery America, Inc. office.
- * The red color model name is reference for the MARVEL CLASSIC color scheme, which is an option.

© AMADA MACHINERY AMERICA, INC. All Rights Reserved.



100 S Puente St · Brea, CA 92821
Phone: 847.285.4800 · Fax: 847.519.2127

www.amadamca.com

